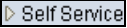











Apply For Graduation

1.	Click the Self Service link. 
2.	Click the Student Center link. 
3.	Click the Apply for Graduation list item. 
4.	Click the Go button. 
5.	Click the Bachelor of Science link. 
6.	Click the Desired Term list item. 
7.	Click the Continue button. 
8.	Click the return to your most recent active page link. 
9.	Click the Student Center list item. 
10.	Click the GO! button. 
11.	End of Procedure.