










## Browse the TU Course Catalog

1.	Click the <b>Self Service</b> link. 
2.	Click the <b>Student Center</b> link. 
3.	Click the <b>Browse Catalog</b> link. 
4.	Click the <b>K</b> link to view classes that begin with "K". 
5.	Click the <b>Expand section</b> button. 
6.	Click an entry in the <b>Course Title</b> column. 
7.	Click the <b>View Class Sections</b> button. 
8.	Click the <b>Student Center</b> list item. 
9.	Click the <b>GO!</b> button. 
10.	<b>End of Procedure.</b>