








## Request Enrollment Verification

1.	Click the <b>Self Service</b> link. 
2.	Click the <b>Student Center</b> link. 
3.	Click the <b>Enrollment Verification</b> list item. 
4.	Click the <b>Go</b> button. 
5.	Click the <b>Submit</b> button. 
6.	Click the <b>Student Center</b> list item. 
7.	Click the <b>GO!</b> button. 
8.	<b>End of Procedure.</b>