




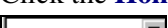





## Request an Official Transcript

1.	Click the <b>Self Service</b> link. 
2.	Click the <b>Student Center</b> link. 
3.	Click the <b>Transcript: Request Official</b> list item. 
4.	Click the <b>Go</b> button. 
5.	Click the <b>Send To My Address</b> option. 
6.	Click the <b>Home</b> list item. 
7.	Click the <b>Submit</b> button. 
8.	Click the <b>Student Center</b> list item. 
9.	Click the <b>GO!</b> button. 
10.	<b>End of Procedure.</b>