







View Your Course History

1.	Click the Self Service link. 
2.	Click the Student Center link. 
3.	Click the Course History list item. 
4.	Click the Go button. 
5.	Click the Student Center list item. 
6.	Click the GO! button. 
7.	End of Procedure.