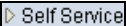






View Your To-Do List

1.	Click the Self Service link. 
2.	Click the Student Center link. 
3.	Click the Details link. 
4.	Click the Student Center list item. 
5.	Click the GO! button. 
6.	End of Procedure.