





## View Your Weekly Schedule

1.	Click the <b>Self Service</b> link. 
2.	Click the <b>Student Center</b> link. 
3.	Click the <b>Weekly Schedule</b> link. 
4.	Click the <b>Refresh Calendar</b> button. 
5.	<b>End of Procedure.</b>