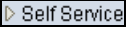






View Your Demographic Information

1.	Click the Self Service link. 
2.	Click the Student Center link. 
3.	Click the Demographic Data link. 
4.	Click the Student Center list item. 
5.	Click the GO! button. 
6.	End of Procedure.