

**TOWSON, MD • 410-704-2000**

[www.towson.edu](http://www.towson.edu)

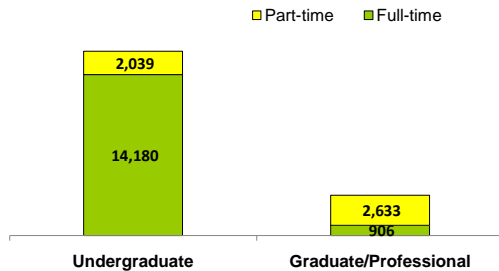
Founded in 1866, Towson University is recognized among the nation's best regional public universities, offering more than 100 bachelor's, master's and doctoral degree programs in the liberal arts and sciences, and applied professional fields. Located in suburban Towson, eight miles north of Baltimore, our beautifully landscaped, 328-acre setting offers a pleasant environment for study and a diverse campus life, as well as easy access to a wealth of university and community resources.

With nearly 20,000 students, Towson University is the second-largest public university in Maryland. As a metropolitan university, Towson combines research-based learning with practical application. Our many interdisciplinary partnerships with public and private organizations throughout Maryland provide opportunities for research, internships and jobs.

## Student Characteristics (Fall 2007) [More](#)

**TOTAL NUMBER OF STUDENTS** 19,758

### Student Level and Enrollment Status



## UNDERGRADUATE PROFILE

**Total** 16,219

### Gender

Women	9,743	60%
Men	6,476	40%

### Race/Ethnicity

African American / Black	1,839	11%
American Indian / Alaskan Native	61	0%
Asian / Pacific Islander	670	4%
Hispanic	383	2%
International	467	3%
White	11,347	70%
Race/Ethnicity Unknown	1,452	9%

### Geographic Distribution (Degree-Seeking)

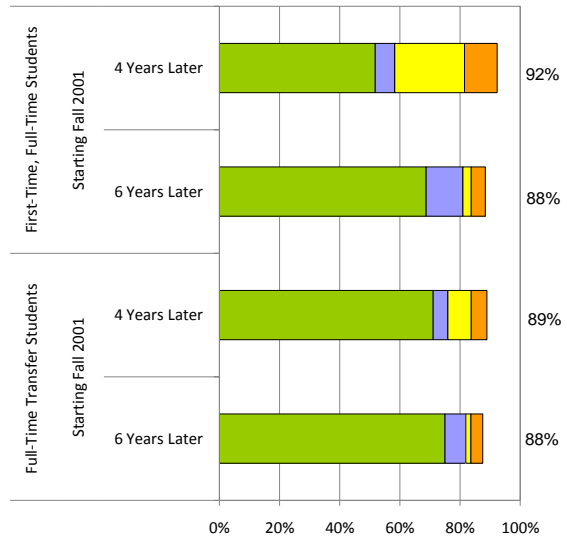
Maryland	80%
Other US States & Territories	17%
Other Countries	3%

### Age (Degree-Seeking)

Average Age	21.5
Percent of Undergraduates Age 25 or Older	11%

## Undergraduate Success and Progress Rate

■ Graduated from TU
 ■ Graduated from other Institution  
■ Still Enrolled at TU
 ■ Still Enrolled at other Institution



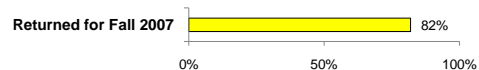
**A 92% four-year success and progress rate means that 92% of students starting in Fall 2001 either graduated or are still enrolled at a higher education institution four years later.**

Counts for the Fall 2001 entering class shown in the graph above.

- 1,880 First-Time, Full-Time Students
- 1,276 Full-Time Transfer Students

[CLICK HERE](#) for Detailed Success & Progress Rate Tables

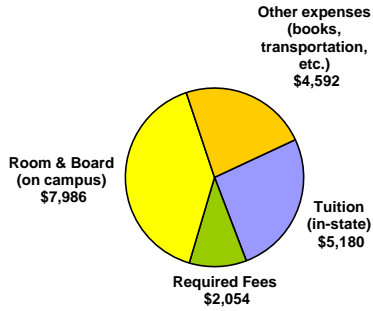
### Retention of Fall 2006 First-Time, Full-time Students



**Costs of Attendance and Financial Aid**

[More](#)

**Typical Undergraduate Costs per Year Without Financial Aid for Full-Time, In-State Students (2007-08)**



**Total: \$19,812**

[CLICK HERE](#) for typical out-of-state costs and any discipline-specific tuition

The cost to attend varies based on the individual circumstances of students and may be reduced through grants and scholarships.

[CLICK HERE](#)  
To get a cost estimate for students like you!

**Financial Aid Awarded to Undergraduates (Fall 2007)**

**Overall Financial Aid**

- 51% of Fall 2007 full-time undergraduates received financial aid of some type including need-based loans, work study, and non need-based scholarships.

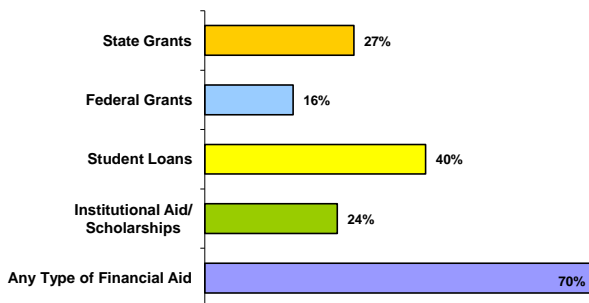
**Annual Need-Based Scholarships & Grants**

- 28% of Fall 2007 full-time undergraduates received need-based grants or scholarships; the average award for the year was \$6,432.

**Annual Need-Based Loans**

- 29% of Fall 2007 full-time undergraduates received need-based work-study and/or loans (not including parent loans); the average loan for the year was \$4,182.

**Percent of Fall 2006 First-Time Students Receiving Each Type of Financial Aid**

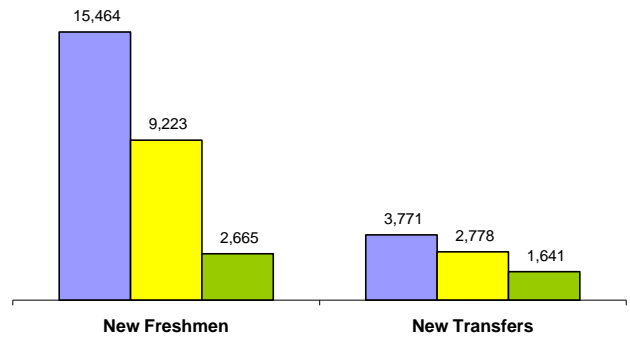


NOTE: Student may receive aid from more than one source.

**Undergraduate Admissions**

[More](#)

Applied Admitted Enrolled



**Academic Preparation of New Freshman**

**Test(s) Required for Admission: SAT or ACT**

**Middle 50% of Test Score Range**

	ACT	SAT
Composite	20-24	
Math	18-24	500-590
English	20-24	
Critical Reading		490-580

50% of admitted students have test scores within the ranges listed, 25% have scores above, and 25% have scores below.

Percent in top 25% of High School Graduating Class	44%
Percent in top 50% of High School Graduating Class	79%
Average High School GPA (4-point scale)	3.46

**Degrees and Areas of Study**

[More](#)

**Degrees Awarded at TU in 2006-07**

Bachelor's	3,120
Master's	109
Doctoral	12
<b>Total</b>	<b>3,241</b>

**Areas of Study with the Largest Number of Undergraduate Degrees Awarded in 2006-07**

Business/Marketing	18%
Education	14%
Social Sciences	11%
Health Professions and Related Sciences	9%
Communications/Journalism	8%
All other degree areas	39%
<b>Total</b>	<b>100%</b>

[CLICK HERE](#) for a list of undergraduate and graduate programs

**The TOWSON TIGERS Community**

Campus life at Towson revolves around the clubs and activities that you can join to explore new interests, meet new friends, connect with new ideas, and have fun. With more than 100 groups to choose from, you can find the group that's right for you. Big-school choices and small school personal attention make Towson University a great place to study and learn. You'll have a choice of more than 60 majors. If you're undecided, taking core courses and exploring electives will help you find the major that's right for you. Our program of general education requirements integrates what you'll learn in the core liberal arts and sciences disciplines. You may even discover a new academic interest. Towson professors are scholars who put teaching first. They emphasize learning—both inside and outside the classroom—that will help you connect your education to the real world. You'll also receive guidance from our award-winning advising program in selecting a major or integrating internships, study abroad and research into your studies.



**Study at TU** [More](#)

**Classroom Environment**

Students per Faculty	17.6 to 1
Undergraduate classes with fewer than 30 students	69%
Undergraduate classes with fewer than 50 students	99%

**Full-Time Instructional Faculty**

Total Faculty	728
% Women	52%
% from Minority Groups	16%
% with Highest Degree in Field	77%

**Carnegie Classification of Institutional Characteristics** [More](#)

**Basic Type**

Master's Colleges and Universities (larger programs)

**Size and Setting**

Large four-year, primarily nonresidential

**Enrollment Profile**

High undergraduate

**Undergraduate Profile**

Full-time four-year, selective, higher transfer-in

**Undergraduate Instructional Program**

Balanced arts & sciences/professions, some graduate coexistence

**Graduate Instructional Program**

Single doctoral (other field)

**Student Housing** [More](#)

80% of new freshmen live on campus  
22% of all undergraduates live on campus

**Campus Safety** [More](#)

The Towson University Police Department will provide a safe and supportive environment for the university community through professional law enforcement, prevention of crime, intervention with offenders, problem solving and community participation. Integrity, fairness and service will guide our every action as we fulfill our commitment to the university and each other.

[CLICK HERE](#) for Campus Crime Statistics report.

**Future Plans of Bachelor's Degree Recipients**

Data used to build graph are not yet available

NOTE: Institutional classifications based on the Carnegie 2005 edition.

[CLICK HERE](#) for more information on Carnegie Classifications.

## Student Experiences and Perceptions

Students who are actively involved in their own learning and development are more likely to be successful in college. Colleges and universities offer students a wide variety of opportunities both inside and outside the classroom to become engaged with new ideas, people, and experiences. Institutions measure the effectiveness of these opportunities in a variety of ways to better understand what types of activities and programs students find the most helpful.

[CLICK HERE](#) for examples of how TU evaluates the experiences of its students.

In addition, institutions participating in the VSA program measure student involvement on campus using one of four national surveys. Results from the one survey are reported for a common set of questions selected as part of VSA. Following are the selected results from the 2006-2007 National Survey of Student Engagement (NSSE). The questions have been grouped together in categories that are known to contribute to student learning and development. The results reported below are based on the responses of seniors who participated in the survey.

[CLICK HERE](#) for information on the NSSE survey.

### Group Learning Experiences

percent of seniors worked with classmates on assignments outside of class.

of seniors tutored or taught other students

of seniors spent at least 6 hours per week participating in co-curricular activities such as student organizations and intramural sports

### Active Learning Experiences

of seniors spent at least 6 hours per week preparing for class

of seniors worked on a research project with a faculty member

of seniors participated in an internship, practicum, or field experience

of seniors participated in community service or volunteer work

of seniors participated in study abroad

of seniors made at least one class presentation last year

### Institutional Commitment to Student Learning and Success

of seniors believe this institution provides support for student success

of seniors rated the quality of academic advising at this institution as good or excellent

of seniors reported that this institution provided help in coping with work, family and other non-academic responsibilities

of seniors reported working harder than they thought they could to meet an instructor's standards or expectations

### Student Satisfaction

of seniors would attend this institution if they started over again

of seniors rated their entire educational experience as good or excellent

of seniors reported that other students were friendly or supportive

### Student Interaction with Campus Faculty and Staff

of seniors believed that the campus staff were helpful, considerate, or flexible

of seniors believed that faculty are available, helpful, or sympathetic

of seniors reported that faculty members provided prompt feedback on their academic performance

of seniors discussed readings or ideas with faculty members outside of class

### Experiences with Diverse Groups of People and Ideas

of seniors reported that they often tried to understand someone else's point of view

of seniors reported their experience at this institution contributed to their understanding people of other racial and ethnic backgrounds

of seniors often had serious conversations with students of a different race or ethnicity

## Student Learning Outcomes

All colleges and universities use multiple approaches to measure student learning. Many of these are specific to particular disciplines, many are coordinated with accrediting agencies, and many are based on outcomes after students have graduated. In addition, those institutions participating in the VSA measure increases in critical thinking, analytic reasoning, and written communication using one of three tests.

### Student Learning Assessment at TU

0

[CLICK HERE](#) for examples of student learning assessment and outcomes at TU

### Pilot Project to Measure Core Learning Outcomes

Results from the pilot project using one of the three learning outcomes tests are not yet available.

---