


## How to Access Campus Labs (formerly StudentVoice)

Active on October 28, 2011


1. Navigate to <http://www.towson.edu/assessmentresources> which is a Towson specific version of the Campus Labs website. (Do not go to [www.studentvoice.com](http://www.studentvoice.com). The sites will look the same, but they are different.)
2. In the top right-hand corner, click on Sign In. Notice it will not ask you for username or login at this point.



3. Enter your Towson NET ID and password.

A screenshot of a web browser displaying the "Towson University Authenticated Login" page. The browser's address bar shows "Course Evaluation - Resou..." and "Towson University Aut...". The page header features the "TOWSON UNIVERSITY" logo and a background image of a building. The main content area is titled "Towson University Authenticated Login" and contains the following text: "Use your Towson University NetID to log into Towson Course Evaluation Online System (TCEO).". Below this text are two input fields: "NetID (Username):" and "Password:". A "Login" button is positioned below the password field. Below the button are links for "Forgot Password" and "Manage My NetID". At the bottom of the page, there is a small notice: "For questions about this login page, please visit the Shibboleth Identity Provider FAQ." and a footer with copyright information: "© 2010 • Towson University (shib2.towson.edu) Towson University • 8000 York Road • Towson, Maryland 21282" and a "Privacy Statement" link.

4. You are now signed in and can access your surveys, rubrics, and/or course evaluation results. Your name and Towson University will appear on the top right corner.



### TROUBLESHOOTING:

- a. If you are unable to login due to incorrect NET ID (username)/password (see message below), visit the Net ID Management web site as prompted.

### Towson University Authenticated Login

Use your Towson University NetID to log into  
**Towson Course Evaluation Online System (TCEO).**

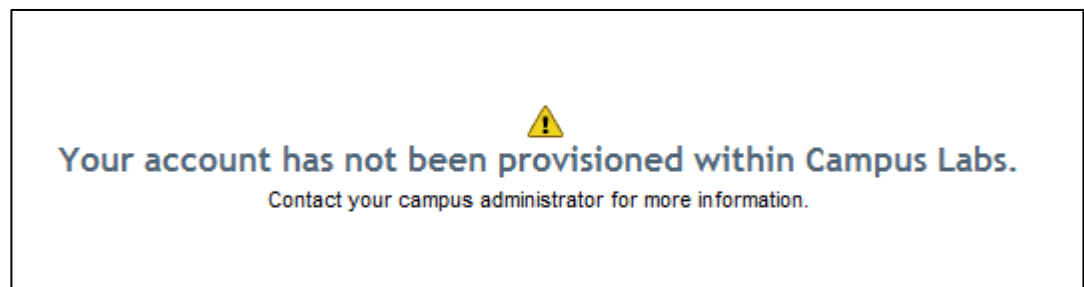
**The username or password you entered is incorrect.**  
If you continue to have difficulties logging in, please visit the [NetID Management web site](#).

NetID (Username):

Password:

[Forgot Password](#)      [Manage My NetID](#)

- b. If you are able to successfully login but receive an error message about no account (see below), you have not yet been authorized to access Campus Labs. Contact Luz Caceda at 410-704-2331 or [lcaceda@towson.edu](mailto:lcaceda@towson.edu) to request access to the Campus Labs website.



- c. If you successfully login but do not see the tabs or departments to which you think you should have access, contact Campus Labs at 716.270.0000 or [baseline2@campuslabs.com](mailto:baseline2@campuslabs.com). It is possible that Campus Labs will need to contact Luz Caceda to confirm that you should have access to the requested areas of the site.
  
- d. If at any time you receive an error message not listed above, contact Labs with your name and the details of your issue at 716.270.0000 or [baseline2@campuslabs.com](mailto:baseline2@campuslabs.com).