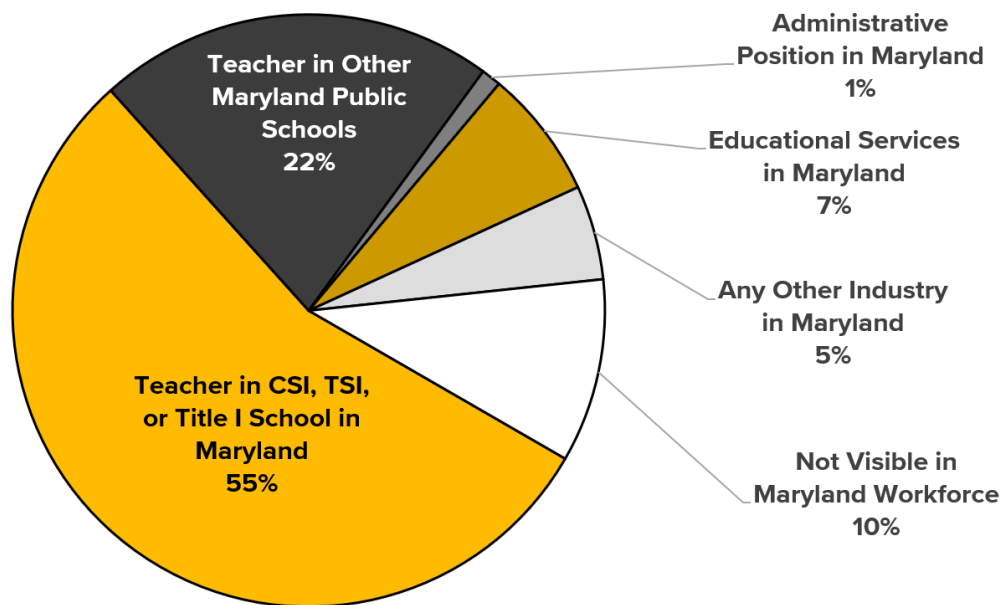


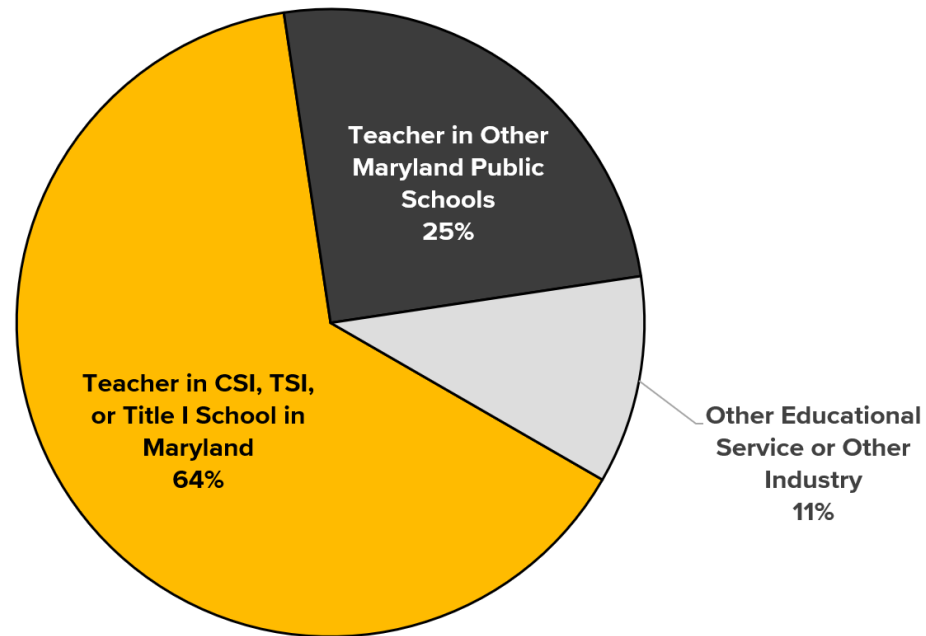
## CAEP Accountability Measure 4: Ability of Completers to Be Hired in Education Positions for Which They Have Been Prepared

### Employment of 2023-24 Towson University Undergraduate Initial Licensure Program Completers in 2024-25



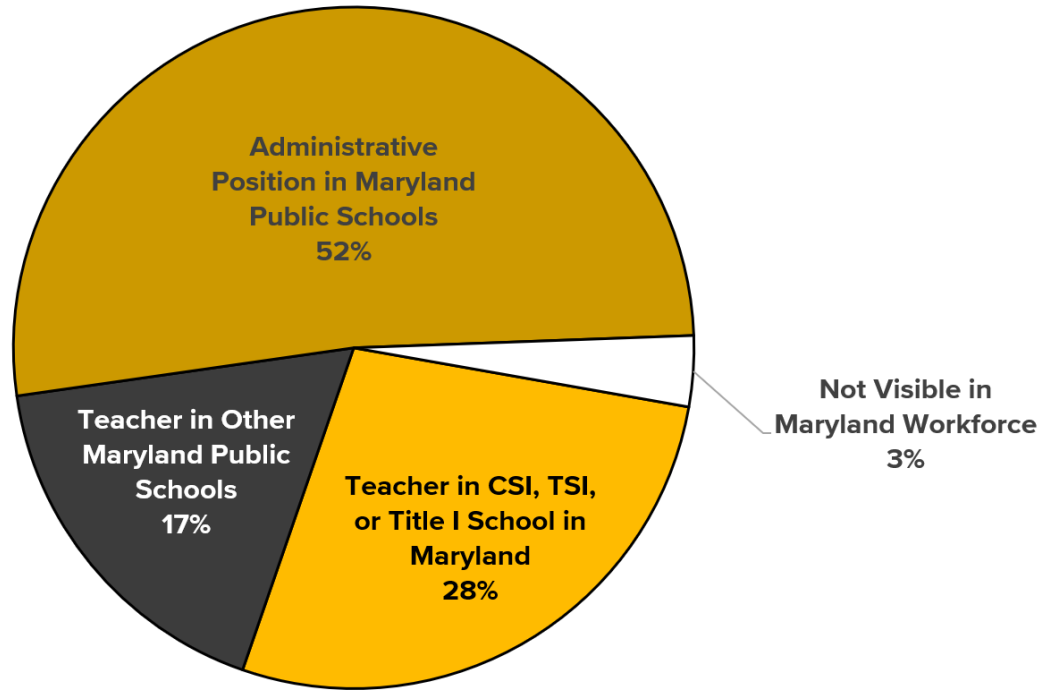
Employment Status	Count	Percentage of 2023-2024 Completers
Teacher in CSI, TSI, or Title I School in Maryland	203	55%
Teacher in Other Maryland Public Schools	80	22%
Administrative Position in Maryland	4	1%
Educational Services in Maryland	26	7%
Any Other Industry in Maryland	19	5%
Not Visible in Maryland Workforce	37	10%

## Employment of 2023-24 Towson University Graduate Initial Licensure Program Completers in 2024-25



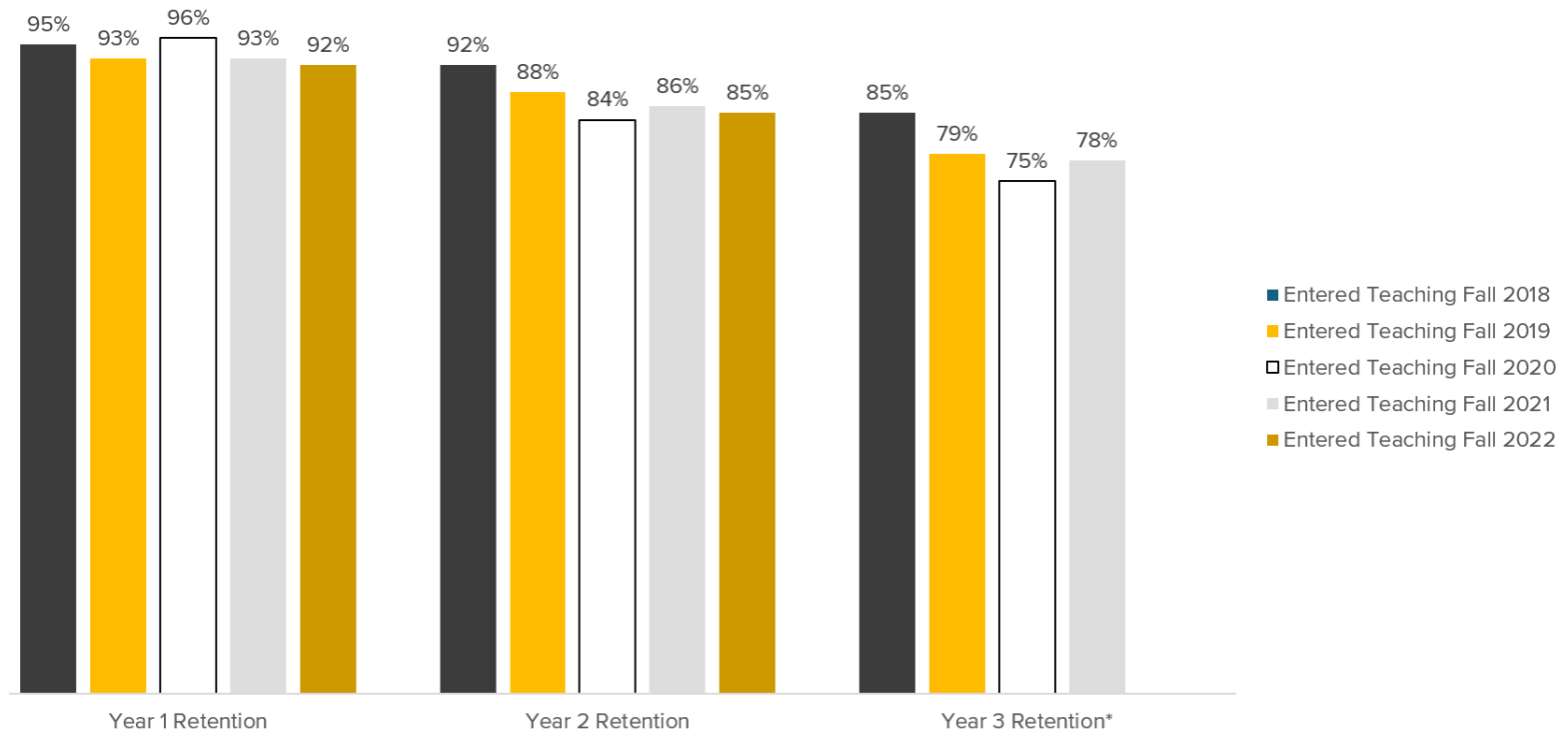
Employment Status	Count	Percentage of 2023-24 Completers
Teacher in CSI, TSI, or Title I School in Maryland	18	64%
Teacher in Other Maryland Public Schools	7	25%
Educational Services or Other Industry in Maryland	3	11%

## Employment of 2023-2024 Towson University Advanced Licensure Program Completers in 2024-2025



Employment Status	Count	Percentage of 2023-24 Completers
Administrative Position in Maryland Public Schools	77	52%
Teacher in CSI, TSI, or Title I School in Maryland	41	28%
Teacher in Other Maryland Public Schools	26	17%
Not Visible in Maryland Work Force	5	3%

## Retention of TU Initial Licensure Program Completers Working as Maryland Public K-12 Teachers



Year Entered Teaching	Year 1 Retention	Year 2 Retention	Year 3 Retention
Fall 2018	95%	92%	85%
Fall 2019	93%	88%	79%
Fall 2020	96%	84%	75%
Fall 2021	93%	86%	78%
Fall 2022	92%	85%	*
Fall 2023	96%	*	*

\* = data not yet available