


Summary Institution-Level Pass Rate Data: Traditional Teacher Preparation Program Within IHE


		<p align="center">HEOA - Title II 2018 - 2019 Academic Year</p>				
Institution Name		TOWSON UNIVERSITY				
Institution Code		5404				
State		Maryland				
<i>February 3, 2020</i>						
				Statewide		
Group	Number Taking Assessment¹	Number Passing Assessment²	Institutional Pass Rate	Number Taking Assessment¹	Number Passing Assessment²	Statewide Pass Rate
All program completers, 2018-19	508	496	98%	1596	1545	97%
All program completers, 2017-18	530	522	98%	1694	1666	98%
All program completers, 2016-17	577	567	98%	1886	1857	98%

Note: In cases where there are less than ten students taking the assessment or license/certificate, the number passing and pass rate are not reported.

¹ Number of completers taking one or more assessments within their area of specialization.

² Summary level "Number Taking Assessment" may differ from assessment level "Number Taking Assessment" because each student is counted once at the summary level but may be counted in multiple assessments at the assessment level.


Single Assessment Institution-Level Pass Rate Data: Traditional Teacher Preparation Program Within IHE

	HEOA - Title II 2018 - 2019 Academic Year	
	Institution Name	TOWSON UNIVERSITY
	Institution Code	5404
	State	Maryland


February 3, 2020

Assessment Information ¹	Group	Number Taking Assessment	Number Passing Assessment	Institutional Pass Rate	Institutional Average Scaled Score	Assessment Cut Score ²	Statewide			
							Number Taking Assessment	Number Passing Assessment	Statewide Pass Rate	Statewide Average Scaled Score
AGRICULTURE (5701) Test Company: ETS Score Range: 100-200	All enrolled students who have completed all nonclinical courses, 2018-19									
	Other enrolled students, 2018-19						1			
	All program completers, 2018-19									
	All program completers, 2017-18							1		
	All program completers, 2016-17									
ART CONTENT AND ANALYSIS (5135) Test Company: ETS Score Range: 100-200	All enrolled students who have completed all nonclinical courses, 2018-19						2			
	Other enrolled students, 2018-19	3				161	18	13	72%	167
	All program completers, 2018-19	22	21	95%	171	161	58	55	95%	171
	All program completers, 2017-18	17	16	94%	177	161	66	64	97%	175
	All program completers, 2016-17	31	29	94%	172	161	81	79	98%	173
BIOLOGY CONTENT KNOWLEDGE (0235) Test Company: ETS Score Range: 100-200	All enrolled students who have completed all nonclinical courses, 2018-19						5			
	Other enrolled students, 2018-19	2				150	19	18	95%	171
	All program completers, 2018-19	8				150	45	45	100%	169
	All program completers, 2017-18	5				150	37	37	100%	172
	All program completers, 2016-17	3				150	37	37	100%	171
BUSINESS ED CONTENT KNOWLEDGE (5101) Test Company: ETS Score Range: 100-200	All enrolled students who have completed all nonclinical courses, 2018-19						1			
	Other enrolled students, 2018-19									
	All program completers, 2018-19						5			
	All program completers, 2017-18						4			
	All program completers, 2016-17						7			


Single Assessment Institution-Level Pass Rate Data: Traditional Teacher Preparation Program Within IHE

		HEOA - Title II 2018 - 2019 Academic Year								
Institution Name		TOWSON UNIVERSITY								
Institution Code		5404								
State		Maryland								
							February 3, 2020			
Assessment Information ¹	Group	Number Taking Assessment	Number Passing Assessment	Institutional Pass Rate	Institutional Average Scaled Score	Assessment Cut Score ²	Statewide			
							Number Taking Assessment	Number Passing Assessment	Statewide Pass Rate	Statewide Average Scaled Score
CHEMISTRY CONTENT KNOWLEDGE (0245) Test Company: ETS Score Range: 100-200	All enrolled students who have completed all nonclinical courses, 2018-19									
	Other enrolled students, 2018-19						4			
	All program completers, 2018-19						6			
	All program completers, 2017-18	1				153	11	11	100%	174
	All program completers, 2016-17	4				153	18	18	100%	172
CHINESE (MANDARIN) WORLD LANGUAGE (5665) Test Company: ETS Score Range: 100-200	All enrolled students who have completed all nonclinical courses, 2018-19									
	Other enrolled students, 2018-19						2			
	All program completers, 2018-19						5			
	All program completers, 2017-18						10	10	100%	196
	All program completers, 2016-17						7			
COMPUTER SCIENCE - NEW (5652) Test Company: ETS Score Range: 100-200	All enrolled students who have completed all nonclinical courses, 2018-19									
	Other enrolled students, 2018-19									
	All program completers, 2018-19						1			
	All program completers, 2017-18									
	All program completers, 2016-17									
COMPUTER SCIENCE (5651) Test Company: ETS Score Range: 100-200	All enrolled students who have completed all nonclinical courses, 2018-19									
	Other enrolled students, 2018-19									
	All program completers, 2018-19						3			
	All program completers, 2017-18						3			
	All program completers, 2016-17									


Single Assessment Institution-Level Pass Rate Data: Traditional Teacher Preparation Program Within IHE

		HEOA - Title II 2018 - 2019 Academic Year								
Institution Name	TOWSON UNIVERSITY									
Institution Code	5404									
State	Maryland									
							<i>February 3, 2020</i>			
Assessment Information ¹	Group	Number Taking Assessment	Number Passing Assessment	Institutional Pass Rate	Institutional Average Scaled Score	Assessment Cut Score ²	Statewide			
							Number Taking Assessment	Number Passing Assessment	Statewide Pass Rate	Statewide Average Scaled Score
CORE ACADEMIC SKILLS FOR ED: MATH (5732) Test Company: ETS Score Range: 100-200	All enrolled students who have completed all nonclinical courses, 2018-19						101	85	84%	159
	Other enrolled students, 2018-19	502	476	95%	164	150	1265	1137	90%	162
	All program completers, 2018-19	324	323	100%	165	150	934	924	99%	166
	All program completers, 2017-18	348	347	100%	165	150	963	956	99%	166
	All program completers, 2016-17	262	262	100%	165	150	796	787	99%	166
CORE ACADEMIC SKILLS FOR ED: READING (5712) Test Company: ETS Score Range: 100-200	All enrolled students who have completed all nonclinical courses, 2018-19						101	98	97%	176
	Other enrolled students, 2018-19	501	496	99%	177	156	1261	1234	98%	177
	All program completers, 2018-19	321	321	100%	178	156	931	930	100%	178
	All program completers, 2017-18	351	351	100%	178	156	965	965	100%	179
	All program completers, 2016-17	262	262	100%	178	156	793	791	100%	180
CORE ACADEMIC SKILLS FOR ED: WRITING (5722) Test Company: ETS Score Range: 100-200	All enrolled students who have completed all nonclinical courses, 2018-19						102	91	89%	167
	Other enrolled students, 2018-19	507	480	95%	168	162	1259	1170	93%	168
	All program completers, 2018-19	320	320	100%	170	162	925	922	100%	170
	All program completers, 2017-18	351	349	99%	170	162	957	953	100%	171
	All program completers, 2016-17	256	255	100%	171	162	773	767	99%	171
EARLY CHILDHOOD CONTENT KNOWLEDGE (5022) Test Company: ETS Score Range: 100-200	All enrolled students who have completed all nonclinical courses, 2018-19									
	Other enrolled students, 2018-19									
	All program completers, 2018-19									
	All program completers, 2017-18									
	All program completers, 2016-17						3			

Single Assessment Institution-Level Pass Rate Data: Traditional Teacher Preparation Program Within IHE

		HEOA - Title II 2018 - 2019 Academic Year								
Institution Name		TOWSON UNIVERSITY								
Institution Code		5404								
State		Maryland								
							February 3, 2020			
Assessment Information ¹	Group	Number Taking Assessment	Number Passing Assessment	Institutional Pass Rate	Institutional Average Scaled Score	Assessment Cut Score ²	Statewide			
							Number Taking Assessment	Number Passing Assessment	Statewide Pass Rate	Statewide Average Scaled Score
EARLY CHILDHOOD EDUCATION (5025) Test Company: ETS Score Range: 100-200	All enrolled students who have completed all nonclinical courses, 2018-19						18	18	100%	178
	Other enrolled students, 2018-19	24	24	100%	173	156	77	75	97%	174
	All program completers, 2018-19	112	112	100%	177	156	287	287	100%	177
	All program completers, 2017-18	121	121	100%	178	156	306	306	100%	178
	All program completers, 2016-17	136	136	100%	177	156	323	323	100%	177
EARTH AND SPACE SCIENCES - CK (5571) Test Company: ETS Score Range: 100-200	All enrolled students who have completed all nonclinical courses, 2018-19						1			
	Other enrolled students, 2018-19						2			
	All program completers, 2018-19	1				152	5			
	All program completers, 2017-18	2				152	8			
	All program completers, 2016-17	2				152	8			
ELEM ED: INSTRUCTIONAL PRACTICE AND APPLICATIONS (5019) Test Company: ETS Score Range: 100-200	All enrolled students who have completed all nonclinical courses, 2018-19						1			
	Other enrolled students, 2018-19	2				155	27	22	81%	166
	All program completers, 2018-19	5				155	83	81	98%	171
	All program completers, 2017-18	227	222	98%	173	155	663	653	98%	173
	All program completers, 2016-17	215	213	99%	175	155	745	743	100%	174
ELEMENTARY EDUCATION: MATHEMATICS CKT (7803) Test Company: ETS Score Range: 100-200	All enrolled students who have completed all nonclinical courses, 2018-19						21	20	95%	169
	Other enrolled students, 2018-19	53	49	92%	170	150	139	127	91%	167
	All program completers, 2018-19	186	185	99%	169	150	541	533	99%	168
	All program completers, 2017-18	10	10	100%	169	150	14	13	93%	164
	All program completers, 2016-17									


Single Assessment Institution-Level Pass Rate Data: *Traditional Teacher Preparation Program Within IHE*

	HEOA - Title II 2018 - 2019 Academic Year	
	Institution Name	TOWSON UNIVERSITY
	Institution Code	5404
	State	Maryland

February 3, 2020

Assessment Information ¹	Group	Number Taking Assessment	Number Passing Assessment	Institutional Pass Rate	Institutional Average Scaled Score	Assessment Cut Score ²	Statewide			
							Number Taking Assessment	Number Passing Assessment	Statewide Pass Rate	Statewide Average Scaled Score
ELEMENTARY EDUCATION: READING AND LANG ARTS CKT (7802) Test Company: ETS Score Range: 100-200	All enrolled students who have completed all nonclinical courses, 2018-19						24	21	88%	169
	Other enrolled students, 2018-19	41	37	90%	173	161	120	105	88%	172
	All program completers, 2018-19	185	182	98%	175	161	541	529	98%	174
	All program completers, 2017-18	10	10	100%	177	161	14	13	93%	174
	All program completers, 2016-17									
ELEMENTARY EDUCATION: SCIENCE CKT (7804) Test Company: ETS Score Range: 100-200	All enrolled students who have completed all nonclinical courses, 2018-19						23	23	100%	173
	Other enrolled students, 2018-19	53	52	98%	182	154	145	140	97%	178
	All program completers, 2018-19	185	184	99%	181	154	539	536	99%	179
	All program completers, 2017-18	10	10	100%	180	154	14	13	93%	175
	All program completers, 2016-17									
ELEMENTARY EDUCATION: SOCIAL STUDIES (7805) Test Company: ETS Score Range: 100-200	All enrolled students who have completed all nonclinical courses, 2018-19						21	15	71%	164
	Other enrolled students, 2018-19	41	30	73%	165	155	135	103	76%	165
	All program completers, 2018-19	187	171	91%	167	155	544	512	94%	167
	All program completers, 2017-18	10	8	80%	162	155	14	11	79%	160
	All program completers, 2016-17									
ENGLISH LANGUAGE ARTS: CONTENT AND ANALYSIS (5039) Test Company: ETS Score Range: 100-200	All enrolled students who have completed all nonclinical courses, 2018-19						15	13	87%	178
	Other enrolled students, 2018-19	3				168	42	41	98%	177
	All program completers, 2018-19	23	23	100%	178	168	93	93	100%	180
	All program completers, 2017-18	28	28	100%	182	168	109	109	100%	180
	All program completers, 2016-17	29	29	100%	180	168	106	106	100%	179

Single Assessment Institution-Level Pass Rate Data: Traditional Teacher Preparation Program Within IHE

	HEOA - Title II 2018 - 2019 Academic Year
	Institution Name
	Institution Code
	State

TOWSON UNIVERSITY


5404

Maryland


February 3, 2020

Assessment Information ¹	Group	Number Taking Assessment	Number Passing Assessment	Institutional Pass Rate	Institutional Average Scaled Score	Assessment Cut Score ²	Statewide			
							Number Taking Assessment	Number Passing Assessment	Statewide Pass Rate	Statewide Average Scaled Score
ENGLISH TO SPEAKERS OF OTHER LANGUAGES (DISC) (5361) Test Company: ETS Score Range: 100-200	All enrolled students who have completed all nonclinical courses, 2018-19									
	Other enrolled students, 2018-19						7			
	All program completers, 2018-19						9			
	All program completers, 2017-18						22	22	100%	169
	All program completers, 2016-17						29	29	100%	175
ENGLISH TO SPEAKERS OF OTHER LANGUAGES (5362) Test Company: ETS Score Range: 100-200	All enrolled students who have completed all nonclinical courses, 2018-19						1			
	Other enrolled students, 2018-19						6			
	All program completers, 2018-19						33	33	100%	187
	All program completers, 2017-18						18	18	100%	186
	All program completers, 2016-17						1			
FRENCH WORLD LANGUAGE (5174) Test Company: ETS Score Range: 100-200	All enrolled students who have completed all nonclinical courses, 2018-19									
	Other enrolled students, 2018-19						3			
	All program completers, 2018-19						2			
	All program completers, 2017-18						3			
	All program completers, 2016-17						2			
GERMAN WORLD LANGUAGE (5183) Test Company: ETS Score Range: 100-200	All enrolled students who have completed all nonclinical courses, 2018-19									
	Other enrolled students, 2018-19						1			
	All program completers, 2018-19						1			
	All program completers, 2017-18						1			
	All program completers, 2016-17						1			

Single Assessment Institution-Level Pass Rate Data: Traditional Teacher Preparation Program Within IHE

		HEOA - Title II 2018 - 2019 Academic Year								
Institution Name		TOWSON UNIVERSITY								
Institution Code		5404								
State		Maryland								
							<i>February 3, 2020</i>			
Assessment Information ¹	Group	Number Taking Assessment	Number Passing Assessment	Institutional Pass Rate	Institutional Average Scaled Score	Assessment Cut Score ²	Statewide			
							Number Taking Assessment	Number Passing Assessment	Statewide Pass Rate	Statewide Average Scaled Score
HEALTH EDUCATION (5551) Test Company: ETS Score Range: 100-200	All enrolled students who have completed all nonclinical courses, 2018-19									
	Other enrolled students, 2018-19	1				155	4			
	All program completers, 2018-19	9				155	20	19	95%	167
	All program completers, 2017-18	4				155	13	12	92%	164
	All program completers, 2016-17	10	10	100%	168	155	13	13	100%	169
LATIN (5601) Test Company: ETS Score Range: 100-200	All enrolled students who have completed all nonclinical courses, 2018-19									
	Other enrolled students, 2018-19									
	All program completers, 2018-19									
	All program completers, 2017-18						1			
	All program completers, 2016-17									
MATHEMATICS CONTENT KNOWLEDGE (5161) Test Company: ETS Score Range: 100-200	All enrolled students who have completed all nonclinical courses, 2018-19						10	3	30%	156
	Other enrolled students, 2018-19	6				160	30	18	60%	164
	All program completers, 2018-19	21	18	86%	171	160	56	52	93%	171
	All program completers, 2017-18	8				160	45	43	96%	173
	All program completers, 2016-17	12	11	92%	173	160	74	72	97%	171
MIDDLE SCHOOL ENG LANG ARTS (5047) Test Company: ETS Score Range: 100-200	All enrolled students who have completed all nonclinical courses, 2018-19									
	Other enrolled students, 2018-19	3				164	6			
	All program completers, 2018-19	6				164	12	5	42%	162
	All program completers, 2017-18	6				164	8			
	All program completers, 2016-17	10	9	90%	169	164	13	12	92%	169


Single Assessment Institution-Level Pass Rate Data: *Traditional Teacher Preparation Program Within IHE*

	HEOA - Title II 2018 - 2019 Academic Year	
	Institution Name	TOWSON UNIVERSITY
	Institution Code	5404
	State	Maryland

February 3, 2020

Assessment Information ¹	Group	Number Taking Assessment	Number Passing Assessment	Institutional Pass Rate	Institutional Average Scaled Score	Assessment Cut Score ²	Statewide			
							Number Taking Assessment	Number Passing Assessment	Statewide Pass Rate	Statewide Average Scaled Score
MIDDLE SCHOOL MATHEMATICS (5169) Test Company: ETS Score Range: 100-200	All enrolled students who have completed all nonclinical courses, 2018-19									
	Other enrolled students, 2018-19	4				165	14	14	100%	181
	All program completers, 2018-19	5				165	17	15	88%	177
	All program completers, 2017-18	11	11	100%	182	165	33	33	100%	179
	All program completers, 2016-17	9				165	30	30	100%	182
MIDDLE SCHOOL SCIENCE (5440) Test Company: ETS Score Range: 100-200	All enrolled students who have completed all nonclinical courses, 2018-19									
	Other enrolled students, 2018-19	4				150	13	12	92%	159
	All program completers, 2018-19	5				150	17	17	100%	169
	All program completers, 2017-18	11	11	100%	162	150	35	35	100%	165
	All program completers, 2016-17	10	9	90%	156	150	34	33	97%	166
MIDDLE SCHOOL SOCIAL STUDIES (5089) Test Company: ETS Score Range: 100-200	All enrolled students who have completed all nonclinical courses, 2018-19									
	Other enrolled students, 2018-19	2				154	4			
	All program completers, 2018-19	5				154	8			
	All program completers, 2017-18	7				154	7			
	All program completers, 2016-17	9				154	12	11	92%	164
MUSIC CONTENT & INSTRUCTION (5114) Test Company: ETS Score Range: 100-200	All enrolled students who have completed all nonclinical courses, 2018-19						1			
	Other enrolled students, 2018-19						12	8	67%	166
	All program completers, 2018-19	16	16	100%	173	162	39	37	95%	171
	All program completers, 2017-18	18	17	94%	169	162	54	50	93%	170
	All program completers, 2016-17	23	22	96%	174	162	47	46	98%	172


Single Assessment Institution-Level Pass Rate Data: Traditional Teacher Preparation Program Within IHE

	HEOA - Title II 2018 - 2019 Academic Year	
	Institution Name	TOWSON UNIVERSITY
	Institution Code	5404
	State	Maryland


February 3, 2020

Assessment Information ¹	Group	Number Taking Assessment	Number Passing Assessment	Institutional Pass Rate	Institutional Average Scaled Score	Assessment Cut Score ²	Statewide			
							Number Taking Assessment	Number Passing Assessment	Statewide Pass Rate	Statewide Average Scaled Score
PHYSICAL ED CONTENT AND DESIGN (5095) Test Company: ETS Score Range: 100-200	All enrolled students who have completed all nonclinical courses, 2018-19									
	Other enrolled students, 2018-19	6				169	14	11	79%	174
	All program completers, 2018-19	12	11	92%	174	169	51	48	94%	174
	All program completers, 2017-18	16	16	100%	175	169	61	60	98%	176
	All program completers, 2016-17	16	16	100%	176	169	69	69	100%	176
PHYSICS CONTENT KNOWLEDGE (5265) Test Company: ETS Score Range: 100-200	All enrolled students who have completed all nonclinical courses, 2018-19						1			
	Other enrolled students, 2018-19									
	All program completers, 2018-19	1				143	3			
	All program completers, 2017-18						1			
	All program completers, 2016-17	1				143	4			
PRAXIS I MATHEMATICS (DISCONTINUED) (0730) Test Company: ETS Score Range: 150-190	All enrolled students who have completed all nonclinical courses, 2018-19									
	Other enrolled students, 2018-19									
	All program completers, 2018-19									
	All program completers, 2017-18	30	30	100%	181	177	68	68	100%	180
	All program completers, 2016-17	131	131	100%	180	177	376	373	99%	180
PRAXIS I READING (DISCONTINUED) (0710) Test Company: ETS Score Range: 150-190	All enrolled students who have completed all nonclinical courses, 2018-19									
	Other enrolled students, 2018-19									
	All program completers, 2018-19									
	All program completers, 2017-18	24	24	100%	180	177	62	62	100%	180
	All program completers, 2016-17	126	123	98%	179	177	368	362	98%	180

Single Assessment Institution-Level Pass Rate Data: Traditional Teacher Preparation Program Within IHE

		HEOA - Title II 2018 - 2019 Academic Year								
Institution Name	TOWSON UNIVERSITY									
Institution Code	5404									
State	Maryland									
							<i>February 3, 2020</i>			
Assessment Information ¹	Group	Number Taking Assessment	Number Passing Assessment	Institutional Pass Rate	Institutional Average Scaled Score	Assessment Cut Score ²	Statewide			
							Number Taking Assessment	Number Passing Assessment	Statewide Pass Rate	Statewide Average Scaled Score
PRAXIS I WRITING (DISCONTINUED) (0720) Test Company: ETS Score Range: 150-190	All enrolled students who have completed all nonclinical courses, 2018-19									
	Other enrolled students, 2018-19									
	All program completers, 2018-19									
	All program completers, 2017-18	26	26	100%	176	173	74	73	99%	176
	All program completers, 2016-17	133	132	99%	176	173	388	386	99%	177
PRINC LEARNING AND TEACHING 5-9 (5623) Test Company: ETS Score Range: 100-200	All enrolled students who have completed all nonclinical courses, 2018-19									
	Other enrolled students, 2018-19						1			
	All program completers, 2018-19									
	All program completers, 2017-18									
	All program completers, 2016-17									
PRINC LEARNING AND TEACHING 7-12 (5624) Test Company: ETS Score Range: 100-200	All enrolled students who have completed all nonclinical courses, 2018-19						32	32	100%	180
	Other enrolled students, 2018-19	19	18	95%	177	157	88	85	97%	177
	All program completers, 2018-19	73	73	100%	180	157	323	323	100%	181
	All program completers, 2017-18	66	66	100%	181	157	337	337	100%	181
	All program completers, 2016-17	71	71	100%	182	157	383	383	100%	181
PRINC LEARNING AND TEACHING EARLY CHILD (5621) Test Company: ETS Score Range: 100-200	All enrolled students who have completed all nonclinical courses, 2018-19						7			
	Other enrolled students, 2018-19	16	14	88%	167	157	54	51	94%	171
	All program completers, 2018-19	99	98	99%	173	157	234	232	99%	173
	All program completers, 2017-18	107	105	98%	173	157	255	252	99%	173
	All program completers, 2016-17	121	120	99%	173	157	282	281	100%	173


Single Assessment Institution-Level Pass Rate Data: Traditional Teacher Preparation Program Within IHE

	HEOA - Title II 2018 - 2019 Academic Year	
	Institution Name	TOWSON UNIVERSITY
	Institution Code	5404
	State	Maryland

February 3, 2020

Assessment Information ¹	Group	Number Taking Assessment	Number Passing Assessment	Institutional Pass Rate	Institutional Average Scaled Score	Assessment Cut Score ²	Statewide			
							Number Taking Assessment	Number Passing Assessment	Statewide Pass Rate	Statewide Average Scaled Score
PRINC LEARNING AND TEACHING K-6 (5622) Test Company: ETS Score Range: 100-200	All enrolled students who have completed all nonclinical courses, 2018-19						20	18	90%	171
	Other enrolled students, 2018-19	28	28	100%	179	160	120	119	99%	179
	All program completers, 2018-19	194	193	99%	180	160	639	636	100%	179
	All program completers, 2017-18	238	238	100%	179	160	675	675	100%	179
	All program completers, 2016-17	214	214	100%	179	160	745	745	100%	180
SE CORE KNOWLEDGE & APPLICATIONS (5354) Test Company: ETS Score Range: 100-200	All enrolled students who have completed all nonclinical courses, 2018-19						13	13	100%	172
	Other enrolled students, 2018-19	34	34	100%	175	151	108	108	100%	176
	All program completers, 2018-19	152	151	99%	177	151	292	291	100%	176
	All program completers, 2017-18	141	141	100%	176	151	312	312	100%	177
	All program completers, 2016-17	154	154	100%	176	151	340	340	100%	176
SOCIAL STUDIES CONTENT & INTERPRETATION (5086) Test Company: ETS Score Range: 100-200	All enrolled students who have completed all nonclinical courses, 2018-19						10	8	80%	162
	Other enrolled students, 2018-19	6				153	37	35	95%	171
	All program completers, 2018-19	20	20	100%	168	153	80	80	100%	168
	All program completers, 2017-18	22	22	100%	165	153	93	91	98%	169
	All program completers, 2016-17	18	17	94%	172	153	101	96	95%	169
SPANISH WORLD LANGUAGE (5195) Test Company: ETS Score Range: 100-200	All enrolled students who have completed all nonclinical courses, 2018-19									
	Other enrolled students, 2018-19	2				168	10	8	80%	177
	All program completers, 2018-19						5			
	All program completers, 2017-18						9			
	All program completers, 2016-17	1				168	8			


Single Assessment Institution-Level Pass Rate Data: *Traditional Teacher Preparation Program Within IHE*

	HEOA - Title II 2018 - 2019 Academic Year	
	Institution Name	TOWSON UNIVERSITY
	Institution Code	5404
	State	Maryland

February 3, 2020

Assessment Information ¹	Group	Number Taking Assessment	Number Passing Assessment	Institutional Pass Rate	Institutional Average Scaled Score	Assessment Cut Score ²	Statewide			
							Number Taking Assessment	Number Passing Assessment	Statewide Pass Rate	Statewide Average Scaled Score
TECHNOLOGY EDUCATION (5051) Test Company: ETS Score Range: 100-200	All enrolled students who have completed all nonclinical courses, 2018-19									
	Other enrolled students, 2018-19						1			
	All program completers, 2018-19						2			
	All program completers, 2017-18									
	All program completers, 2016-17						1			
THEATRE (5641) Test Company: ETS Score Range: 100-200	All enrolled students who have completed all nonclinical courses, 2018-19									
	Other enrolled students, 2018-19									
	All program completers, 2018-19						4			
	All program completers, 2017-18						1			
	All program completers, 2016-17						5			
WORLD AND U.S. HISTORY CK (5941) Test Company: ETS Score Range: 100-200	All enrolled students who have completed all nonclinical courses, 2018-19						7			
	Other enrolled students, 2018-19						5			
	All program completers, 2018-19	3				160	25	20	80%	167
	All program completers, 2017-18	3				160	34	34	100%	172
	All program completers, 2016-17	3				160	31	29	94%	169
WORLD LANGUAGE PEDAGOGY (5841) Test Company: ETS Score Range: 100-200	All enrolled students who have completed all nonclinical courses, 2018-19									
	Other enrolled students, 2018-19						2			
	All program completers, 2018-19									
	All program completers, 2017-18									
	All program completers, 2016-17									


Single Assessment Institution-Level Pass Rate Data: Traditional Teacher Preparation Program Within IHE

	HEOA - Title II 2018 - 2019 Academic Year	
	Institution Name	TOWSON UNIVERSITY
	Institution Code	5404
	State	Maryland


February 3, 2020

Assessment Information ¹	Group	Number Taking Assessment	Number Passing Assessment	Institutional Pass Rate	Institutional Average Scaled Score	Assessment Cut Score ²	Statewide			
							Number Taking Assessment	Number Passing Assessment	Statewide Pass Rate	Statewide Average Scaled Score
OPI GERMAN (ACT1007) Test Company: ACTFL* Score Range: 1-10	All enrolled students who have completed all nonclinical courses, 2018-19									
	Other enrolled students, 2018-19						1			
	All program completers, 2018-19									
	All program completers, 2017-18									
	All program completers, 2016-17							1		
OPI ITALIAN (ACT1010) Test Company: ACTFL* Score Range: 1-10	All enrolled students who have completed all nonclinical courses, 2018-19									
	Other enrolled students, 2018-19									
	All program completers, 2018-19									
	All program completers, 2017-18									
	All program completers, 2016-17							2		
OPI MANDARIN (ACT1013) Test Company: ACTFL* Score Range: 1-10	All enrolled students who have completed all nonclinical courses, 2018-19									
	Other enrolled students, 2018-19									
	All program completers, 2018-19									
	All program completers, 2017-18							1		
	All program completers, 2016-17							3		
OPI SPANISH (ACT1018) Test Company: ACTFL* Score Range: 1-10	All enrolled students who have completed all nonclinical courses, 2018-19									
	Other enrolled students, 2018-19							2		
	All program completers, 2018-19							1		
	All program completers, 2017-18	2				6		2		
	All program completers, 2016-17							2		

Single Assessment Institution-Level Pass Rate Data: Traditional Teacher Preparation Program Within IHE

		HEOA - Title II 2018 - 2019 Academic Year								
Institution Name		TOWSON UNIVERSITY								
Institution Code		5404								
State		Maryland								
							February 3, 2020			
Assessment Information ¹	Group	Number Taking Assessment	Number Passing Assessment	Institutional Pass Rate	Institutional Average Scaled Score	Assessment Cut Score ²	Statewide			
							Number Taking Assessment	Number Passing Assessment	Statewide Pass Rate	Statewide Average Scaled Score
OPIC FRENCH (ACT3003) Test Company: ACTFL* Score Range: 1-10	All enrolled students who have completed all nonclinical courses, 2018-19									
	Other enrolled students, 2018-19									
	All program completers, 2018-19						1			
	All program completers, 2017-18						1			
	All program completers, 2016-17	1				6	1			
OPIC SPANISH (ACT3002) Test Company: ACTFL* Score Range: 1-10	All enrolled students who have completed all nonclinical courses, 2018-19									
	Other enrolled students, 2018-19						11	10	91%	7
	All program completers, 2018-19						7			
	All program completers, 2017-18	1				6	2			
	All program completers, 2016-17	1				6	3			
WPT CHINESE-MANDARIN (ACT2002) Test Company: ACTFL* Score Range: 1-10	All enrolled students who have completed all nonclinical courses, 2018-19									
	Other enrolled students, 2018-19									
	All program completers, 2018-19									
	All program completers, 2017-18	1				6	2			
	All program completers, 2016-17						3			
WPT FRENCH (ACT2005) Test Company: ACTFL* Score Range: 1-10	All enrolled students who have completed all nonclinical courses, 2018-19									
	Other enrolled students, 2018-19	1				6	1			
	All program completers, 2018-19						2			
	All program completers, 2017-18						1			
	All program completers, 2016-17	4				6	4			

Single Assessment Institution-Level Pass Rate Data: Traditional Teacher Preparation Program Within IHE

	HEOA - Title II 2018 - 2019 Academic Year	
	Institution Name	TOWSON UNIVERSITY
	Institution Code	5404
	State	Maryland

February 3, 2020

Assessment Information ¹	Group	Number Taking Assessment	Number Passing Assessment	Institutional Pass Rate	Institutional Average Scaled Score	Assessment Cut Score ²	Statewide			
							Number Taking Assessment	Number Passing Assessment	Statewide Pass Rate	Statewide Average Scaled Score
WPT GERMAN (ACT2006) Test Company: ACTFL* Score Range: 1-10	All enrolled students who have completed all nonclinical courses, 2018-19									
	Other enrolled students, 2018-19									
	All program completers, 2018-19									
	All program completers, 2017-18									
	All program completers, 2016-17						1			
WPT ITALIAN (ACT2009) Test Company: ACTFL* Score Range: 1-10	All enrolled students who have completed all nonclinical courses, 2018-19									
	Other enrolled students, 2018-19									
	All program completers, 2018-19									
	All program completers, 2017-18									
	All program completers, 2016-17						2			
WPT SPANISH (ACT2015) Test Company: ACTFL* Score Range: 1-10	All enrolled students who have completed all nonclinical courses, 2018-19									
	Other enrolled students, 2018-19	3				6	15	13	87%	7
	All program completers, 2018-19	2				6	10	10	100%	6
	All program completers, 2017-18	2				6	4			
	All program completers, 2016-17	2				6	5			

Note: In cases where there are less than ten students taking the assessment or license/certificate, the number passing and pass rate are not reported.

¹Tests with multiple delivery options (computer, paper, etc.) will be noted with the assessment code for one format only.

²Cut scores may vary for groups depending upon when the cut scores are established by the state and when each group completed their teacher certification or licensure assessment.

*Questions regarding tests listed by this testing company must be addressed to your state Title II Coordinator.