



**TOWSON
UNIVERSITY**

STRATUS

Change Agent Network Meeting Business Process Advisory

February 18, 2022

Agenda

- Cost Center Manager/Financial Steward update
- STRATUS Roadshows
 - Overview
 - Business process overview(s)/system demo
 - Guided discussion and Q&A
- Our Ask

STRATUS Roadshows

Purpose of the Roadshow is to share STRATUS with high volume end-users to:

- Increase STRATUS awareness, demonstrate system functionality and accompanying workflows
- Gather feedback to inform communications and training

Audiences

- Athletics
- Auxiliary Services and OTS
- Bookstore
- Business Process Advisory
- Facilities
- Study Abroad and Admissions
- Provost Office, Deans, Chairs


Live Demo

The screenshot displays the TU STRATUS software interface. At the top left, there is a hamburger menu icon followed by the TU STRATUS logo. Below the logo, a greeting reads "Good morning," followed by a blurred name field. A horizontal navigation bar contains the following items: "My Client Groups", "Receivables", "Payables", "General Accounting" (which is underlined), and "Budgetary Control" with a right-pointing chevron. Below this bar, the word "APPS" is displayed. Underneath, there are three application tiles: "General Accounting Dashboard" (with a dashboard icon), "Journals" (with a grid icon), and "Period Close" (with a calendar icon). To the right of these tiles is a plus sign icon.

Discussion and Q&A

- What gets you excited about what you've seen in the STRATUS demonstration?
- What barriers should we anticipate?
- Key highlights to call out in communications and/or training?

Live Demo



The screenshot shows the STRATUS software interface. At the top left is a hamburger menu icon. The main header features the TU logo in yellow and the word STRATUS in white. Below the header, a greeting reads "Good morning," followed by a blurred grey box. A horizontal navigation bar contains the following items: "My Client Groups", "Receivables", "Payables", "General Accounting" (which is underlined), and "Budgetary Control" with a right-pointing chevron. Below this bar, the word "APPS" is displayed. A row of application icons follows: "General Accounting Dashboard" (with a yellow icon), "Journals" (with a yellow icon), "Period Close" (with a yellow icon), and a plus sign (+) icon.

STRATUS Timeline

- March – May: System Integration and User Acceptance Testing
- May – June: End-User Training
- July: Go live
- July – August: Post go-live support

Discussion and Q&A

- What gets you excited about what you've seen in the STRATUS demonstration?
- What barriers should we anticipate?
- Key highlights to call out in communications and/or training?

Our Ask

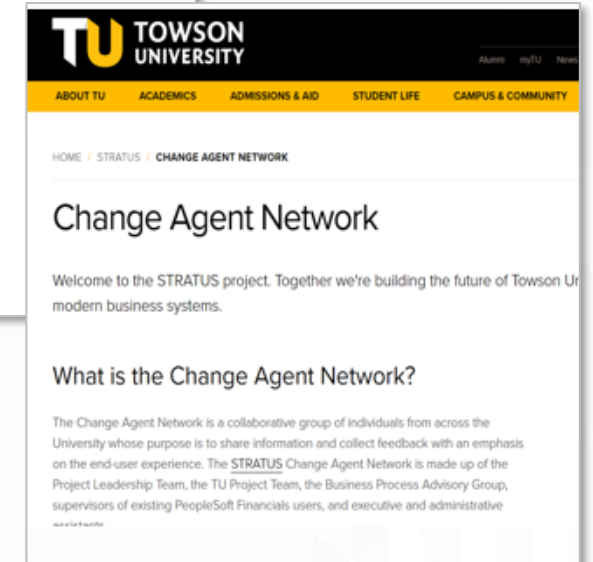
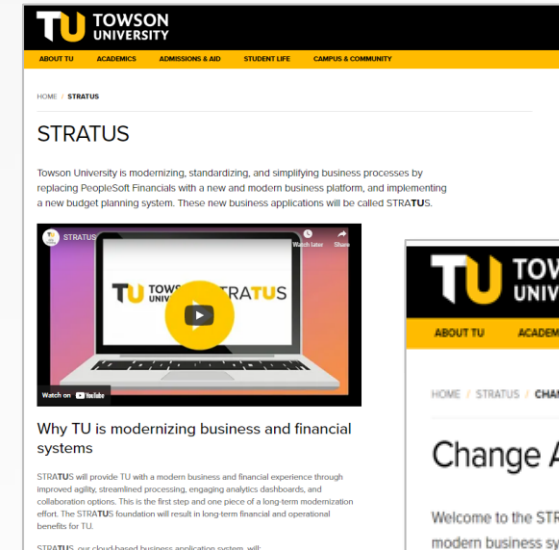
- ▶ Identify Financial Stewards – February 25
- ▶ Identify Cost Center Managers – March 18
- ▶ Upcoming Pulse Survey #2 – February 24 – March 4
- ▶ Resources to support you (posted to website by 2/25)

Next Session Preview
“Leading Through Change”

March 11, 2022

Resources

- STRATUS Website <https://www.towson.edu/stratus/>
- Change Agent Network Website <https://www.towson.edu/stratus/change-agent-network.html>
- Roadshow Demos
 - [Entering a Requisition](#)
 - [Approving a Requisition](#)
 - [Receiving, Coding and Approving](#)
 - [Creating a Travel Authorization](#)
 - [Creating Expense Items](#)



Questions regarding the
Change Agent Network?

Susan Miltenberger
smiltenberger@towson.edu