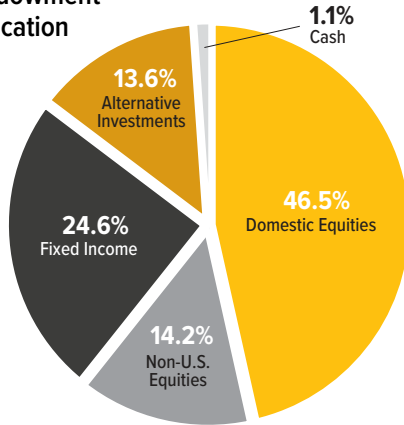


Annual Stewardship Report

Endowment Progress and Statistics 2019-20

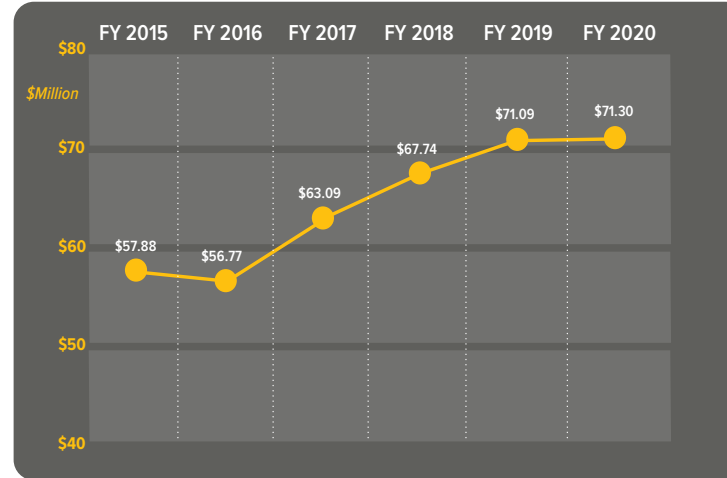
Actual Endowment Asset Allocation

6/30/20



Endowment Market Values

2015-2020

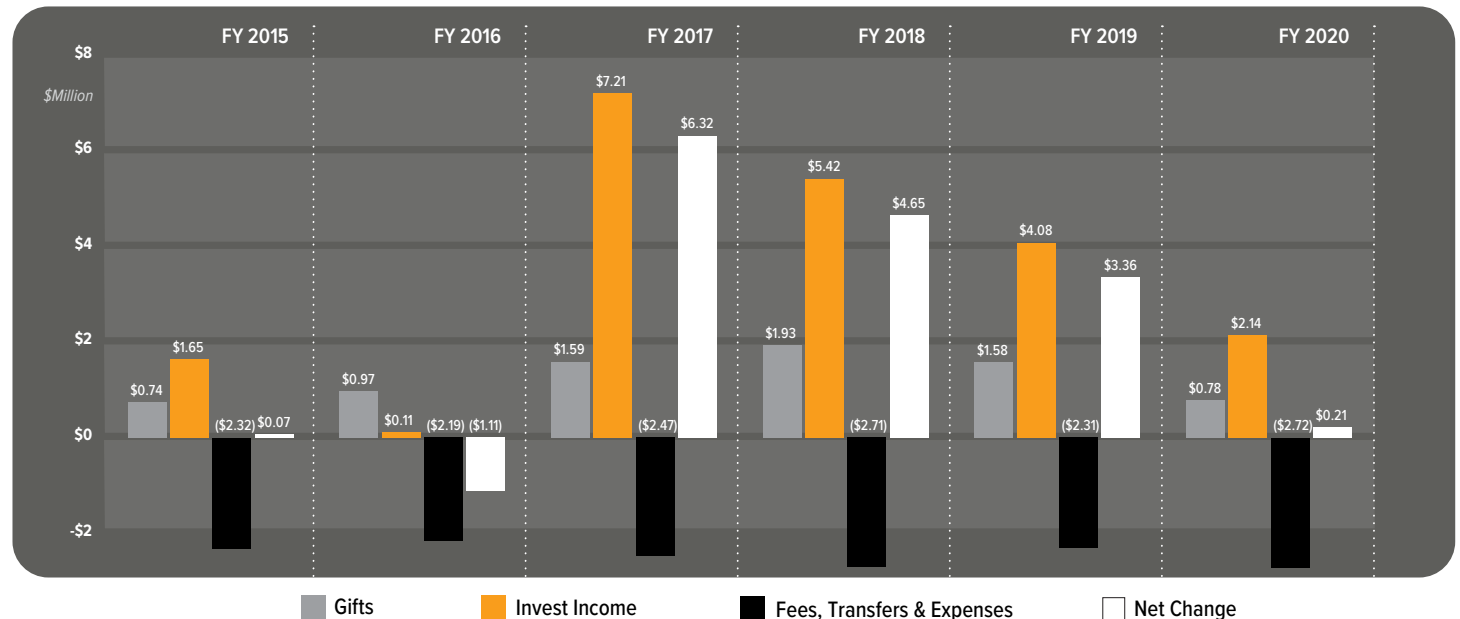


Market value is the actual worth of the endowment portfolio, or the amount our total investments would sell for in the marketplace, as of June 30 of each fiscal year.

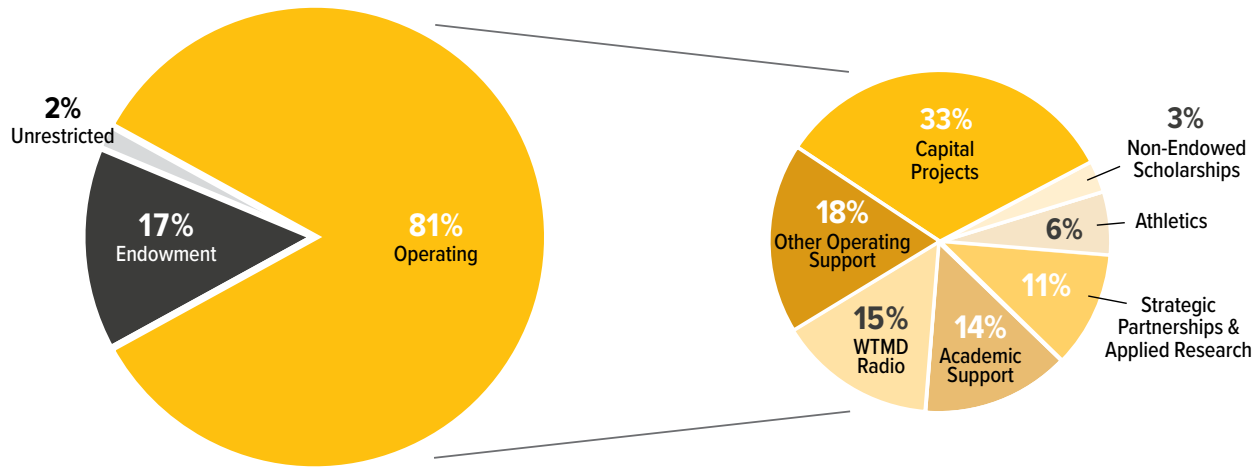
For a list of Frequently Asked Questions, Glossary of Terms, and Abbreviated Financial Statements, please visit towson.edu/tufoundation.

Endowment Gift Income, Investment Income and Expenditures

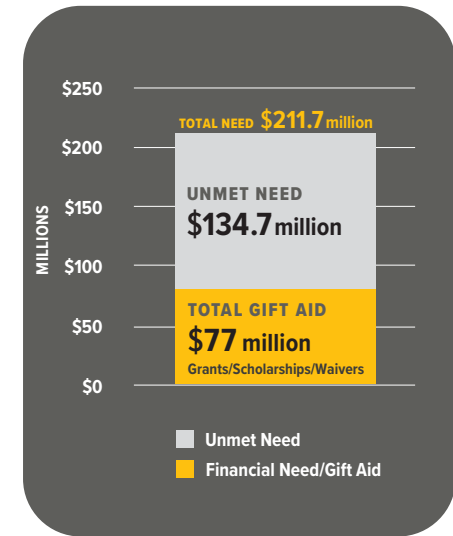
FY 2015-2020



Total Giving by Designation* **FY 2020** *new gifts and commitments



Total Remaining Financial Need After Gift Aid (Grants/Scholarships/Waivers)*



*Based on Fall 2019 undergraduate students with financial need.

2019-20 STATISTICS

47,151 INDIVIDUAL GIFTS
BY 14,709 DONORS

MORE THAN \$12.4 MILLION RAISED THROUGH NEW GIFTS & COMMITMENTS

988 FOUNDATION SCHOLARSHIP AWARDS
TOTALING OVER **\$1.85** MILLION TO **803** STUDENTS

975 STUDENTS RECEIVED EMERGENCY AWARDS
TOTALING **\$285,615**

\$71.3 MILLION MARKET VALUE
TU FOUNDATION ENDOWMENT PORTFOLIO AS OF 6/30/20

57% of TU's undergraduate students DEMONSTRATED FINANCIAL NEED
THEIR AVERAGE UNMET NEED IS OVER **\$12,300**